

Organising residential visits to Paris

How many places can you spot?

Use the chat to discuss 😊



Who are we?

- Sarah Hau – Head of MFL, Newstead Wood School – Orpington, SW London/Kent
- Experience: 3 Paris trips as trip leader, 2 at Newstead (Oct 2022 + October 2023), ran first trip in 2016. Also accompanied residential trips too – Aachen Xmas market, Bonn/Rhine valley – music tour, Y7 Normandy residential
- Helen Myers ALL London Chair. 5 study visits to Paris for Y11 + 6th form 2016 - 2020
- Please feel free to share your experiences/ideas/questions in the chat!



Organising residentials to Paris...

- 1) Itinerary: where to visit?
- 2) Pre-trip admin
- 3) Promoting your trip
- 4) Information evening/meeting
- 5) Planning for the trip
- 6) Communication during trip





Itinerary: where to visit?

- Getting there: coach vs. Eurostar (public transport/walking)?
- Free entry vs. paying for entry
- Booking in advance vs. turn up on day

Some ideas to maximise time if travelling by coach:

- Stopping off places – Vimy Ridge, chocolaterie (Lachelle), hypermarket (on return)
- Sights at night via coach

Outside of Paris:

- Versailles – Palais + market
- Theme parks – Disneyland, Parc Astérix



Monuments

- Tour Eiffel
- Tour Montparnasse
- Arc de Triomphe
- Sacré-Coeur (free)
- Notre Dame
- Panthéon
- La Défense
- Boat trip on Seine (Bateaux Mouches, Bateaux Parisiens)

Shopping

- Montmartre
- Versailles – market + shops
- Underground area by Louvre
- Rue Mouffetard
- Bastille market

Parks – perfect for a picnic lunch!

- Tuileries





Museums/arts



- Les Invalides + Musée de l'Armée
- Louvre
- Centre Pompidou
- Musée d'Orsay
- l'Orangerie
- Le Palais de la Découverte – science museum
- La Cité de la Musique
- La Cité des Sciences

- Mundolingua
- Le Mémorial – Marais – le mur des Justes
- Musée Rodin
- Musée Grévin – waxworks
- L'Opéra
- Modern art museum – Trocadéro
- Carnavalet - museum of Paris– free,
- le petit Palais – free,
- Victor Hugo's house – free,



Cultural + eating out

- Other cultural activities – le Musée du parfum – Fragonard. Theatre – La Huchette
- Eating out: Consider restaurants which can take large groups – best to contact them in advance.
 - Flunch Beaubourg
 - local creperies that have a fixed tariff menu – galette + crepe + drink
 - Monte Carlo restaurant – near Arc de Triomphe
 - McDonalds!
 - Chartier (rue Montmartre)



Itinerary planning: an overview example

L'itinéraire provisoire

Provisional Itinerary for Paris Study Trip February 2020

Rationale:

- This provides a framework for our visit and includes some 'fixed' events.
- Changes may be made according to local circumstances (travel, weather) and degree of interest from the group
- Ms Myers will keep in regular contact with xxx via text messages to advise on when the group moves to a new area in Paris.

Saturday 15th February 2019

Dorking (Main) to London St Pancras – Southern Rail

Meet 6.15 at Dorking mainline.

Depart: Dorking Main: 06:37; Arrive Sutton: 07:01,

Depart Sutton: 07:16; Arrive St Pancras: 08:03

St Pancras, London to Paris Nord - Eurostar

Depart LONDON ST-PANCRAS: 09:24 Arrive PARIS NORD 13:00

Visits: Left bank and area of the Louvre

15:00 - ~~Musée~~ Musée d'Orsay

~~Sixth form:~~ 19:00 - Théâtre de la Huchette

Quartier Latin (le ~~dinner~~ dîner)

Sunday 16th February

10:00 - Musée de la musique

Bastille ~~Market~~ (le déjeuner) - Le Marais - Mémorial de la Shoah - île Saint Louis

15:00 - Musée d'art moderne

Chartier (le dîner)

Monday 15th February 2016

Le supermarché (pour acheter un pique-nique)

09:30 Musée du parfum (Fragonard)

11:00 L'Arc de Triomphe

13:00 Musée de l'Armée (Invalides)

Paris Nord to London St Pancras

Arrive Gare du Nord 17:00

Depart: 18:03 Train 9051 Arrive: 19:39

St Pancras – Dorking

Depart St Pancras: 21:27; Arrive Sutton 22:17,

Depart Sutton: 22:25; Arrive Dorking: 22:51

Metro

Each participant will have a travel card per day for which they are responsible. If lost, they must pay for tickets to replace it.

Toilet stops

Toilets not abundant in Paris! Pupils encouraged to use them wherever available. If needed in between stops, use café (Pay café for a drink / tip).

Itinerary planning: a detailed example

L'itinéraire provisoire

Provisional Itinerary for Paris Study Trip February 2019 Up-dated 15/2/19

Rationale:

- This provides a framework for our visit and includes some 'fixed' events.
- Changes may be made according to local circumstances (travel, weather) and degree of interest from the group
- Ms Myers will keep in regular contact with Mr Blow, Mr Ketley and Mr Panting via text messages to advise on when the group moves to a new area in Paris.

Saturday 16th February 2019

06.15	Meet Dorking Mainline station to check in - passports and EHC cards. You must phone Ms Myers xxxx if you are going to be later than 6.15
06.45	Dorking to St Pancras. (We will not wait for latecomers).
08.03	Arrive St Pancras
09:22	Depart St Pancras
12.47	Arrive Gare du Nord
13:00 - 13.30	To hotel Line 5 Dir Bobigny to Laumière exit 1 Walk west on Avenue Jean Jaurès
13.30 - 13 :45	Hotel - leave bags in rooms Address: xxxxxxx
13 :45 - 14.15	Hotel to Pyramide du Louvre . Riquet Line 7 Dir Villejuif to Palais Royal - Musée du Louvre See Louvre - Pyramide -
14.15 - 14 :45	Visit Pyramide [+Toilets]
14 :45. - 15.10	Louvre to Musée d'Orsay (walk) Carousel - view to Arc de Triomphe - Tuileries - See Concorde and Champs Elysées from the end then cross the bridge Arrive Musée d'Orsay
15:30 - 16:30	Visit Musée d'Orsay (+ Toilets) xxxxx
17:00 - 17:20	Musée d'Orsay to La Tour Eiffel
17.30 - 18.10	See La Tour Eiffel [Lights at 6 pm]
18.15 - 18.35	Tour Eiffel to Trocadéro (walk).
18.35 - 18.50	See view from Trocadéro

18.50 - 19.20	Trocadéro to Havre Caumartin Line 9 Dir Mairie de Montreuil
19.20 - 21:00	See Opéra from outside. Eat in one of the restaurants / cafés in the opera area (Grands Boulevards)
21:00- 21.30	Chaussée d'Antin to Hotel Ligne 7 DIR 8 Mai to Riquet 8 mins walk

Sunday

07.30	Wake up
08-08.45	Breakfast
9.15 - 10	Hotel to Musée de la Musique Laumière- Ligne 5 DIR Bobigny to Porte de Patin (2 stops) (or walk)
10 - 11.15	Musée de la musique 221 Avenue Jean Jaurès, 75019 Paris, France philharmoniedeparis.fr +33 1 44 84 44 84
11.15 - 11.45	Musée de la Musique to Bastille market Porte de Pantin Line 5 Dir Place d'Italie (12 stops) Bréguin-Sabin
11.45 - 12.30	Shopping in market (buy and eat lunch). End up at metro stop Bréguet - Sabin
12.45 - 13:00	Bréguet - Sabin to La Maison de Victor Hugo, 6 Place des Vosges (walk) via Rue du Pasteur Wagner, Rue du Pas de la Mule
13 :00 - 13.45	Visit La Maison de Victor Hugo [Toilet]
13.50 - 14.15	Victor Hugo to Notre Dame , Ile de la Cité [walk or metro 20 mins - St Paul DIR La Défense 1 stop to Hôtel de Ville]
14.15 - 15 :00	Notre Dame - Ile de la Cité + Le Mémorial des Martyrs de la Déportation-Henri IV - Place Dauphine [Toilets]
15.15 - 15.40 -	Saint-Michel, Notre Dame to Luxembourg / RER B Dir Denfert-Rochereau
16 :00 - 17.15	Visit to Mundolingua (approx 10 Euros) OR Le Panthéon
17.20 - 17.50	Luxembourg to Saint Michel RER B DIR Mitry-Clay (to avoid Châtelet!) then walk to Centre Pompidou
18:00 - 19:00	Centre Pompidou
19 :00 - 19.30	Centre Pompidou to Grands Boulevards Rambuteau Ligne 9 DIR Mairie des Lilas to République République DIR Pont de Sèvres to Grands Boulevards (or quicker to walk!)
19.30 - 21:00	Eat in restaurant / café (Le Bouillon Chartier, 7 Rue du Faubourg if you are prepared to wait!)
21:00 - 21.30	To hotel Le Peletier to Riquet Ligne 7 DIR 8 mai 1945 [7 stops]

Monday 15th February 2016

07.15	Wake up
07.45 - 08.30	Breakfast
08.50-09.40 (50 mins)	Hotel to Les Invalides Jaurès Ligne 2 DIR Porte Dauphine (7 stops) to Place de Clichy Place de Clichy Ligne 13 DIR Châtillon Montrouge (6 stops) to Varenne Varenne to Les Invalides (4 mins walk)
10 - 11.30	Les Invalides [Toilets] 129 Rue de Grenelle, 75007 Paris, France musee-armee.fr WW2 talk (75 euros) Confirmed - 10 am. https://mail.google.com/mail/u/0/#inbox:FMffc-govBVW7SmgC-WthkctZqCPZrGnN3 Visit Napoleon's tomb?
11.45 - 12.15	Varenne Ligne 13 DIR Asnières (2 stops) Champs-Élysées - Clemenceau Ligne 1 DIR La Défense to Charles de Gaulle Etoile
12.15 - 12.45	Admire view down Les Champs Elysées from l'Arc de Triomphe
12.50 - 13.30	Arc de Triomphe to Montmartre Charles de Gaulle Etoile Ligne 2 DIR Nation (7 stops) to Blanche 12 mins up steps to Sacré Coeur
13.30 - 14:30	Visit Montmartre / Sacré Coeur (rue de Steinkerque - Place du Tertre - Musée Montmartre for artists? - shops - toilet in café)
14:30- 15.20	Montmartre to hotel Anvers to Jaurès LIGNE 2 DIR Nation (4 stops)
15.30 - 16.00	Collect cases etc. (Toilet)
16.00 - 16:30	Laumière to Gare du Nord DIR Place d'Italie (3 stops)
16:45	Aim to arrive by 16 :45
18:07	Depart Gare du Nord
19:39	Arrive St Pancras
20.27	Dep St Pancras
21.51	Arrive Dorking

Metro

Each participant will have a travel card per day for which they are responsible. If lost, they must pay for tickets to replace it.

Toilet stops

Toilets not abundant in Paris! Pupils encouraged to use them wherever available. If needed in between stops, use café (Pay café for a drink / tip).

Pre-trip admin: Things to consider

- Finance – costing
 - Trip costs: travel, entry fees, meals
 - Cover costs
 - Contingency: for emergencies
 - Online payment surcharge
- Booking travel, accommodation, organisation of itinerary
- Risk assessments, medical, vulnerable students, liaising with EVC (Educational Visits Coordinator)
- Letter to parents (initial letter + additional information + consent), collecting key information + passport/GHIC details + checking visa requirements for non-EU passports
- Staffing

Promoting your trip

Viability – how will you get enough students on the trip?

Possible options:

- Assemblies
- Posters + displays
- Letters home
- Promoting directly with classes, going into lessons [see Helen's slides at end of this presentation]
- Word of mouth from previous students

Information – prior to trip

- Information evening/meeting prior to visit:
 - Share expectations
 - Code of conduct
 - Health and Safety/risk assessments
 - Packing list
 - Rooming/student groups
- Post-meeting email to follow up



Health and safety for all. Compulsory reading!

Health and Safety is our top priority at all times. We do everything within our power to ensure that you have a safe and enjoyable experience on the visit but we rely on you to listen carefully to instructions and, as ambassadors for The Ashcombe, to behave sensibly at all times. You will always be well briefed and know where and how to contact a member of staff throughout the visit, both in England and France.

Health issues

- Let staff know if you have any problems.
- The weather can be unpredictable. Wear sensible shoes and “layers” of clothing.
- Be prepared with sanitary protection if needed.

Food and drink

- You must keep healthy: you must carry a bottle of water with you at all times, bring enough money for food, take food if you have a special diet
- Chewing gum on means of transport, or during a school-organised excursion, is not allowed.
- Alcohol must not be consumed during the visit
- Smoking is forbidden.

Possessions

- Personal possessions, passport and money are your responsibility. It is advisable to leave expensive items at home and only take a little money out each day for food and drink, postcards, souvenirs etc.
- You must keep money and belongings safely – always in a zipped purse / bag. [Never in a pocket]. You must be aware of pickpockets, especially in cities.
- You must bring something in which to store your Paris Metro card. It is small and valuable! You will have to buy a new one if you lose it, and you will have to pay a fine if you do not have it when travelling.

Mobile Phones

- Smart phones may be used on the St Pancras to Paris Gare du Nord journey but, for safety reasons, must be left switched off when we are out on excursions.
- At all times staff carry mobile phones so that there can be instant communication if necessary.
- Both parents and students have the mobile numbers of staff on the trip; staff will have students' numbers as well. **Students add staff numbers to their phone before the trip, including the 00 44 (or +44) before the number.**
- You will be able to use the staff mobiles at any time, should this be necessary.
- Please note that transmission and receipt of all European calls to and from France may be expensive and roaming facilities add excessively to phone bills!

Security Precautions

- We stress the importance of following instructions
- Be prepared to show your bag at the entrance to any public building
- In case of an incident 'run, hide and tell'

Hotel

- You must not visit any other rooms. There are public areas where you can socialise as a group.
- Tell teachers if there are any disturbances during the night.
- You must not leave the hotel at any time without staff permission.
- You must avoid discussions with the general public who may be staying at the hotel.
- You must close windows to rooms at night.
- Teachers make clear fire drill and procedures on arrival.
- You must know teachers' room numbers, and contact them if there are any problems.
- You must avoid rushing; pack your bag for the day before breakfast

Supervision

- You are split into smaller groups for head counts and other administrative issues. There is a ratio of 1 adult to a maximum of 10 students.
- As a whole group there will always be one adult at the front and one at the back.
- On any occasion when the group splits up, no students should wander off on their own. They must always be in a minimum group of 4.

- You must adhere strictly to meeting points and times and always report to their designated adult. If delayed, you must get a message to the teacher.

Travel by public transport

- You should remain seated at all times between stops if at all possible. However, note the protocol that when a metro is full, the tipping seats are not used, and if there is an elderly/infirm/very young person, we offer our seats.
- There should be no tampering with emergency doors and equipment unless there is a genuine emergency.
- Keep to the left when in the metro and keep voices low.

On the Eurotunnel train.

- Remain seated, walk sensibly and avoid running (e.g. when going to the toilet/buffet car)
- Stay together in admin groups when getting on and off the train – always keep an adult in view.
- Find your seat and sit quietly. Be considerate of other travellers (Seats are allocated)
- Allow sufficient time to locate & collect luggage before the train stops.
- Leave the train promptly once it has stopped in the station.
- Report to group leaders immediately when you have got off the train

Walking

When in a big group, always cross the road in a line with others. Stop talking, watch, and listen.

Never ever cross on a red light, even if others do. The lights are often staggered (*décalés*). French drivers will not stop.

Getting Lost

- You must always carry staff contact details: mobile phone numbers and the school contact number.
- If you get lost, stay still and do not try to find the group. Staff will look for you. [See below for procedure in case of missing train/metro stops]
- You should ring the emergency mobile phone given to them by the Group Leader at the beginning of the visit straight away. [You must not spend time looking for the others]. If you do not have a mobile phone or if the mobile phone does not work, then report to the nearest café, shop or police station and ask to use the phone.

If someone gets left behind on the train or platform when on the Metro / Underground

- We never ‘rush’ for a train. No-one is distracted when using the metro e.g. no one uses vending machines. We always do a head count of the whole group before getting onto a train, and before moving on once we have got off a train. The doors on trains close automatically and often quite quickly, so everyone must concentrate on getting on and off the trains, rather than talking! A head count is done at every stage of the trip, so the rest of the group will realise that one of their group is missing almost immediately if someone has not got on or off the train.
- If left on the train, you get off at the next stop, stay on the platform and wait for a teacher to come and collect you to bring them back to the group.
- If left on the platform, you get on the next train (they arrive very frequently) and get off at the next correspondence / destination point where the rest of the group will be waiting for you on the platform.

NB There is a minimum group size of 10 people on the underground. Keep an adult in view at all times if you can! Mobile phones will not necessarily work underground!

Members of the public

It is not advisable for young people to be distracted by strangers. Keep in groups at all times, avoid drawing attention to yourselves (e.g. by loud talk, especially in public transport) and ignore any approaches from beggars, sales people etc.

Health
and
safety:
sharing
with
parents
and
students



Getting ready for the trip!

- Booking visits in advance, where possible
- Activities to accompany visits – booklet?
- Food – bring along sandwich box for lunch
- Booking evening meals with any restaurants
- Toilet stops – best places to stop?
- Trip folder – with all information in 1 place as trip leader (2nd folder for first aider)

During the trip



Check school phone has credit/does support EU roaming – make sure students + parents/carers have the number to contact in emergencies



Passport + GHIC taken on day of travel at meeting point – keep with group leaders in a zip wallet



Sharing updates

Posting photos on X/Instagram (check all students have photo consent)

Blog posts/school website updates

Other things to consider...

- Ferry – to Calais or Dunkerque?
- Lunches – consider buying/making own – saves time and cost-effective
- Cost of living – prices always going up – try to get letters out to students/parents + carers as early as possible to enable instalments for payment
- Self planning vs. using a travel company (shop around for best value)



Questions?



Advertising in class ...an example




Paris Study Visit

Sat 15th – Mon 17th Feb 2020

Letter has been issued.
Further copies available at Pupil Services Desk.
Please return as soon as possible.
See Miss Myers if you have any questions.
Merci!



Bienvenue!



The Ashcombe School



PARIS

15th – 17th February 2020



Aim of visit

Listen – speak
Read - write

The Ashcombe School

The main aim is to practise FRENCH to prepare you for exams!

LISTENING: Teachers will talk to you in French as much as possible

SPEAKING: Chance for you to practise with teachers

READING: Loads of signs

WRITING: A DIARY (optional!)





Comment voyager?

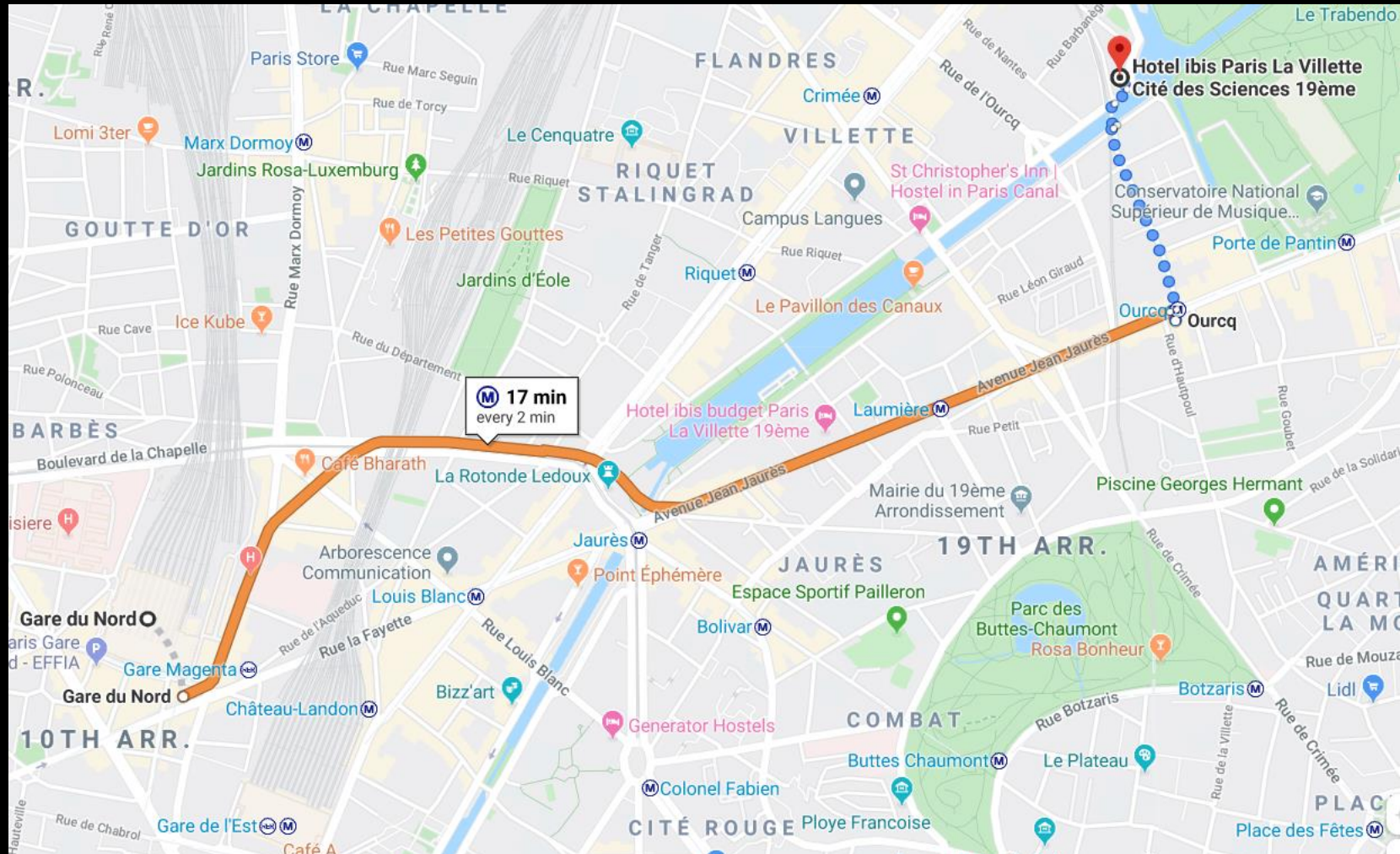
- De Dorking Main à Londres St Pancras (départ vers 6.45)
- De Londres St Pancras à Paris Gare du Nord (arrivée vers 13:00) en Eurostar
- De Paris Gare du Nord à l'hôtel en métro





Où est l'hôtel?

The Ashcombe School





Où est l'hôtel?

The Ashcombe School



Qu'est-ce qu'on fait comme activités?

Vous décidez! Par exemple:

On pourrait visiter des musées ..

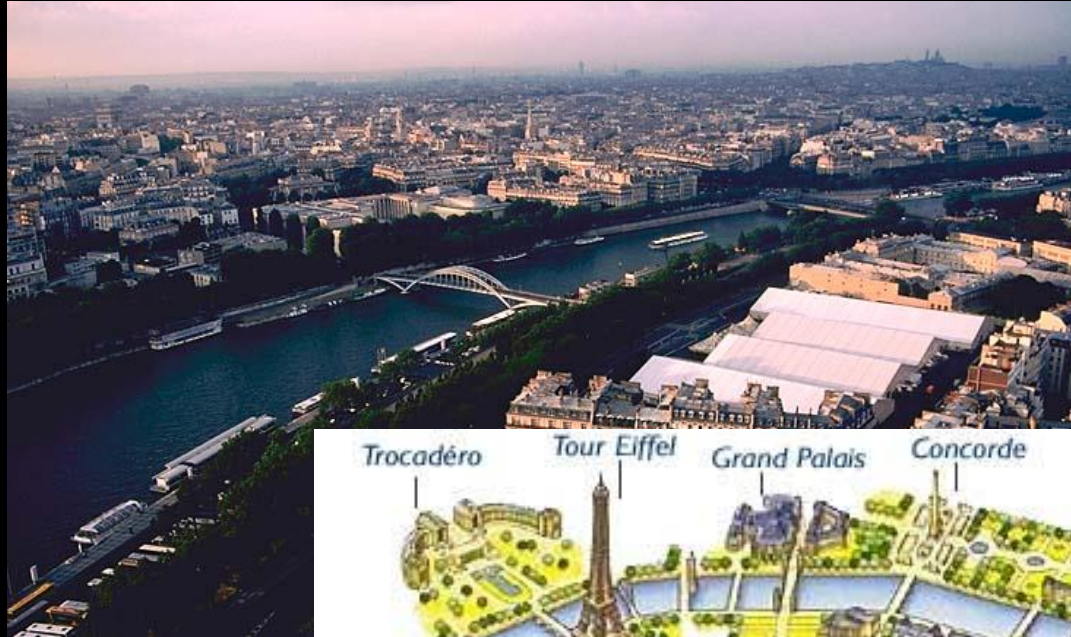


Qu'est-ce qu'on fait comme activités?

On pourrait se promener le long de la Seine ...



La Seine



Qu'est-ce qu'on fait comme activités?

On pourrait voir la Tour Eiffel la nuit



Qu'est-ce qu'on fait comme activités?

On pourrait faire un tour de manège



Qu'est-ce qu'on fait comme activités?

On pourrait visiter la Cité de la Musique..



Qu'est-ce qu'on fait comme activités?

On pourrait visiter la Maison de Victor Hugo..



Qu'est-ce qu'on fait comme activités?

On pourrait visiter le Musée d'Orsay





Qu'est-ce qu'on fait comme activités?

The Ashcombe School

On pourrait voir le Palais Garnier



Qu'est-ce qu'on fait comme activités?

On pourrait manger ensemble dans un restaurant





The Ashcombe School

7 F O N T A Y N A R T R E

RESTAURANT CHARTIER

TEL. 0147708629

NOUS ACCUEILLONS LA CLIENTELE DE 11 H 30 A 15 H ET DE 18 H A 22 H

E mail : boulton.charlier@wanadoo.fr site : www.restaurant-chartier.com

SUPPLÉMENTS : Boisson 2 saucisses 0,50 €, Cornichons 0,30 €, Mayonnaise 0,30 €, Sauce tomate 0,30 €, Saup 0,50 €, Crème Chantilly 0,50 €, 1/2 Oignon 0,30 €, Sauc. Poivre, Biscuits 0,60 €, Ratatouille 0,30 €, Changement de garniture 0,40 €
Vendues d'origine : France, Espagne, Irlande, Argentine, Allemagne, Pays Bas

NOUS VOUS RECOMMANDONS

MERLAN FRIT CITRON 9,80
SAUCISSE DE TOULOUSE
PUREE ST.GERMAIN 8,80

KJR ROYAL OU COUPE DE CHAMPAGNE 4,70 €

MENU SUGGESTION BOISSON ET SERVICE INCLUS

SAUCISSON A L'AIL BEURRE OU 2,00
SALADE DE TOMATE ET CONCOMBRE

0-0-0-0

ROTI DE VEAU PETITS POIS A LA FRANCAISE 10,40
OU
SAUMON GRILLE MAITRE D'HOTEL

0-0-0-0

COUPE VANILLE CHOCOLAT OU 2,60
CREME DE MARRON VANILLEE CHANTILLY

0-0-0-0

1/2 VIN ROUGE DE TABLE FRANCAIS 2,80
OU
1/2 BADOIT OU 1/2 EVIAN

0-0-0-0 **17,8**

CHEQUE, CARTE VISA, EUROCARD, MASTER CARD ACCEPTES A PARTIR DE 15 €

La maison ne répond pas des objets ou vêtements volés, perdus ou échangés

Une note détaillée est remise au client à sa demande

POUR TOUTE RECLAMATION S'ADRESSER AU GERANT

Société Anonyme
ANCIEN RESTAURANT CHARTIER

Capitale 800 € - R.C. Seine et B 4107

SERVICE COMPRIS 12 %

MERCREDI 21 MARS 2007

ENTREES

6 ESCARGOTS 6,90
17 ESCARGOTS 12,00
AVOCAT SAUCE GREVETTES 3,00
POTAGE AUX LEGUMES 2,00
CARDOTTES RAPEES CITRON 2,00
OEUF FRAIS MAYONNAISE 2,00
SALADE DE CHOU ROUGE 2,00
SALADE FRISEE AUX LARDONS 3,50
SALADE NICOISE 4,70
SALADE DE CONCOMBRE 2,00
SALADE DE TOMATE 2,00

ENTREES

SALADE DE TOMATE ET CONCOMBRE 2,00
SALADE VERTE MELANGE 2,20
CELERI REMOULADE 2,70
POIREAUX VINAIGRETTE 3,20
SAUCISSON A L'AIL BEURRE 2,00
JAMBON BLANC CORNICHON 2,00
JAMBON DE BAYONNE BEURRE 3,50
MUSEAU DE BOEUF VINAIGRETTE 3,50
TERRINE DE LAPIN AUX NOISETTES 3,50
CREVETTES ROSES BEURRE 3,50
FILETS D'ANCHOIS BEURRE 2,00
THON FROID MAYONNAISE 6,50

POISSONS

FILET DE LOUP DE MER SAUCE AURORE 10,40
DARNE DE LIEU SAUCE CAPRES 9,60
MERLAN FRIT CITRON 9,60

SAUMON GRILLE MAITRE D'HOTEL 10,40
THON FROID MAYONNAISE 6,50

PLATS

ROTI DE VEAU PETITS POIS A LA FRANCAISE 10,40
BAVETTE D'ALOYAU A L' ECHALOTE FRITES 10,90
ENTRECOTE GRILLEE POMMES FRITES 10,50
HAMBURGER STEACK POMMES FRITES 8,40
PAVE DE RUMSTEACK GRILLE FRITES 10,20
POULET FERMIER ROTI POMMES FRITES 10,70
STEACK CRU Sauc Tartare (Sauc garniture) 9,40
GRILLADE DE PORC SAUCE CHIARCUTIERE 8,30

SAUCISSE DE TOULOUSE PUREE ST.GERMAIN 8,60
COTES D'AGNEAU GRILLEES PMMES FRITES 9,70
GIGOT D'AGNEAU FROID A L'AIOLLI 10,40
POULET FERMIER ROTI POMMES FRITES 8,40
POULET FERMIER FROID MAYONNAISE 8,40
LANGUE DE VEAU SAUCE ZINGARA 9,60
CHOUCROUTE ALSACIENNE 10,40

LEGUMES

PUREE SAINT GERMAIN 2,30
CHOUCROUTE LEGUME 2,50
HARICOTS VERTS A L' ANGLAISE 2,50
PETITS POIS A LA FRANCAISE 2,50
CHAMPIGNONS A LA PROVENCALE 2,50

FROMAGES

CAMEMBERT 1,90
SAINT NECTAIRE 2,60
EMMENTAL 2,10
FROMAGE BLANC DE CAMPAGNE 1,90

FROMAGE DE CHEVRE CENDRE 2,60
MUNSTER 2,60
YAOURT 1,10

DESSERTS

COMPOTE DE POMMES 2,10
COUPE DE CREME CHANTILLY 2,40
CREME DE MARRON VANILLEE 2,10
CREME DE MARRON VANILLEE CHANTILLY 2,40

TARTE POMMES NORMANDE 4,50
TARTE POMMES NORMANDE CHANTILLY 5,00
POMME OU ORANGE 2,00
ANANAS FRAIS 4,00

GLACES

MYSTERE 4,10
PARFAIT AU CARAMEL 4,50
CITRON GIVRE 4,50

COUPE VANILLE CHOCOLAT 2,60
POIRE MELBA 3,40
POIRE MELBA CHANTILLY 3,90

SORBET FRUIT DE LA PASSION (Fabrication artisanale : Eveille des Glac 4,50)

Fleur de Printemps A.O.C. Touraine
la bouteille 13.00€
Historique Chartier 5 €

Qu'est-ce qu'on fait comme activités?

On pourrait visiter l'Arc de Triomphe





The Ashcombe School





The Ashcombe School

L'Arc de Triomphe



Photo source: travelhdwallpapers.com

Qu'est-ce qu'on fait comme activités?

On pourrait faire du shopping aux Champs Elysées



Qu'est-ce qu'on fait comme activités?

On pourrait visiter Montmartre




Qu'est-ce qu'on fait comme activités?

On pourrait visiter le Sacré Coeur



Qu'est-ce qu'on fait comme activités?

On pourrait faire du shopping aux Galeries Lafayette



Il y a une vue splendide du toit des Galeries Lafayette

Qu'est-ce qu'on fait comme activités?

On pourrait faire du shopping à la FNAC





Qu'est-ce qu'on fait comme activités?

The Ashcombe School

On pourrait faire du shopping dans la Rue Mouffetard





Qu'est-ce qu'on fait comme activités?

The Ashcombe School

On pourrait visiter la Place de la Concorde





Qu'est-ce qu'on fait comme activités?

The Ashcombe School

On pourrait aller au cinéma






Qu'est-ce qu'on fait comme activités?

The Ashcombe School

On pourrait visiter Le Louvre



Le Louvre





Qu'est-ce qu'on fait comme activités?

The Ashcombe School

On pourrait faire du shopping au Carrousel du Louvre



Qu'est-ce qu'on fait comme activités?

On pourrait visiter le Musée Rodin





The Ashcombe School

